


# HV JUICE



## TAPPAT 3 Way Low Voltage Link Pillar

PAGE 4



### This Issue

**INLINE DISCONNECT SWITCH**

PAGE 3

**MAINS ENTRY BOXES**

PAGE 6

**SOLAR STREET LIGHT KIT**

PAGE 7



## Heavy Duty SPLIT BOLT Connectors

PAGE 2

www.transnet.co.nz





## POLE RAMMER

**THE  
MUST-HAVE  
TOOL**

### POLE RAMMER

- 2m long
- 80mm diameter ram head
- Weighs 7kg
- 34mm O.D. handle



Designed for ramming soil around poles as they are installed. This rammer packs enough weight to make the job fast and easy, while being light enough to easily carry and position on the truck.



## SPLIT BOLT CONNECTORS

### BENEFITS OF TRANSNET SPLIT BOLT CONNECTORS

- Simple to install - no special tools
- Range taking design - connectors fit multiple cable combinations
- Can be removed easily
- Affordable
- Tinned brass for longevity
- High quality product, made in Australia
- Range accommodates 4mm<sup>2</sup> to 120mm<sup>2</sup> (in just 8 connectors)



CAT NO.	COMBINED CONDUCTOR SIZE RANGE (mm <sup>2</sup> )		TORQUE SETTING (Nm)
	MIN	MAX	MAX
TNHD9	4	7	5-10
TNHD10	6	16	10-15
TNHD12	10	25	15-20
TNHD12A	16	35	20-25
TNHD13	25	50	40-45
TNHD14	25	70	50-55
TNHD15	35	95	105-110
TNHD18	50	120	105-110





Cat No. and size range engraved in connector body

Tinned brass construction

Hex Nut for easy installation

Grooved plate to help grip wire and give better connection





# INLINE DISCONNECT SWITCH



ROYAL SWITCHGEAR

## TECHNICAL SPECS

### PART NUMBER

**IL469NP**

NOMINAL OPERATING VOLTAGE

34.5/46 kV

MOMENTARY CURRENT RATING

40,000 Amp

3 SECOND CURRENT RATING

25,000 Amp

1.2 x 50 $\mu$ S IMPULSE WITHSTAND ACROSS OPEN SWITCH

250 kV

1 MIN. 60 Hz DRY WITHSTAND ACROSS OPEN SWITCH

100 kV

DESIGN TENSION STRENGTH

70 kN

RECOMMENDED MAX. STATIC TENSION LOADING


33 kN

MIN. METAL TO METAL

390mm

## FEATURES

- For sectionalising and tap applications
- Furnished with hooks for loadbreak tool (through 34.5kV)
- Used on armless or crossarm line construction
- Separate tension system and current path
- One piece silicone polymer insulator skirts
  - Vandal/breakage resistant
  - Molecular structure resists ultra-violet degradation
- Construction of blades provides lateral stability when closing
- Furnished with hooks for operation with portable loadbreak tools
- For permanent or temporary applications
- Blade of ETP is harddrawn copper busbar
- Silver contact surfaces
- Operated by hotstick
- Lightweight - 13lbs



## FEATURES AND BENEFITS:

- Specifically designed product for use in utility applications
- Touch safe - no bare live parts
- Ease of installation
- 185mm<sup>2</sup> to 300mm<sup>2</sup> mains & up to 50mm<sup>2</sup> service connections
- Tested to 600 AMPS
- Capacity to house additional service fuses for street lights or customers
- Galvanised Steel pillar base and UV stable Rotathene 6309 plastic pillar body
- All products come with an installation instruction and components list
- Functional link and isolation capacity allowing minimal customer outage minutes during fault conditions
- To aid quick and easy fault finding in LV networks
- Maximum flexibility control of your LV network




## THE SAFER WAY TO SWITCH & ISOLATE LV MAINS CABLES

This 3-Way Open/Switching Point Link Pillar is predominantly used for standard link and isolation procedures and load balancing. The TE Link Pillar is designed to be used in a 3 phase, 400 Volt, 50 Hz MEN distribution system, to connect/disconnect or parallel LV feeders.

- No bare live parts - completely encased Copper bus for worker safety
- Ability to include service connections if required
- Tinned Brass connections eliminate possibility of corrosion
- Accommodates main cables 185mm<sup>2</sup> up to 300mm<sup>2</sup>
- Tested to 600 Amps

Learn more about the Tappat range of products at [te.com](https://www.te.com)



[sales@transnet.co.nz](mailto:sales@transnet.co.nz) / [www.transnet.co.nz](http://www.transnet.co.nz) / +64 9 274 3340



## ELBOWS - ELB-15-210 15KV, 200A LOADBREAK ELBOW

Designed to terminate underground cables to HV apparatus such as transformers and switchgear that are equipped with bushings. Fully shielded and fully submersible, designed in accordance with IEEE 386 standard.

For use with extruded (XLPE or EPR) solid dielectric cable from #2 AWG to 250 kcmil with insulation diameters from 0.370" to 1.060".

### KEY FEATURES

- Peroxide cured EPDM rubber ensures low tension set and high dielectric strength
- 100% factory production tested for partial discharge and AC Hipot per IEEE 386 standard
- Capacitive test point
- Fits 15kV cables up to 250kcmil
- Molded semiconducting shield provides ground shield continuity in accordance with IEEE 592

**Raychem**  
from TE Connectivity



## ELBOWS - ELB-25-210 25KV, 200A LOADBREAK ELBOW

Designed to terminate underground cables to HV apparatus such as transformers & switchgear that are equipped with bushings. Fully shielded & fully submersible, designed in accordance with IEEE 386 standard.

For use with extruded (XLPE or EPR) solid dielectric cable from #1 AWG to 250 kcmil with insulation diameters from 0.370" to 1.060".

This elbow includes a copper top compression connector to connect the cable to the loadbreak probe.

### KEY FEATURES

- Can be ordered with optional Integral Jacket Seal
- Peroxide cured EPDM rubber for low tension set and high dielectric strength
- 100% factory production tested for partial discharge & AC Hipot per IEEE386
- Capacitive test point provided on elbow
- Fits 25kV cables up to 250kcmil
- Molded semiconducting shield provides ground shield continuity per the requirements of IEEE 592

**Raychem**  
from TE Connectivity





# TRANSNET MAINS ENTRY BOX 1, 2 & 3 PHASE



OVERHEAD



UNDERGROUND

## #TNMEB1PH

81.5mm W x 206.50 H x 77mm D

## #TNMEB2PH

146.5mm W x 246.50 H x 87mm D

## #TNMEB3PH

146.5mm W x 246.50 H x 87mm D

### K208 CONNECTOR FEATURES



The mains entry termination has never been so safe, sleek or easy to install.

Made of durable and UV stable black plastic, the TransNet Mains Entry Box has been designed to make installation of overhead mains entry points as safe, quick and as simple as possible.

## FEATURES

- Made of UV stable plastic that won't shatter
- Compliant with requirements of AS/NZS 3820:2009+A1
- Shear bolt connectors for perfect connection every time
- Safer – No bare live parts
- Main cable supported by gland in gland plate
- Gland plate perfect fit for conduit gland too
- Strip length clearly outlined on connector body
- Make off connectors outside enclosure, saves time & effort
- Electrical test points and test point caps built into connector bolt for ease of testing
- Captive Stainless Steel cover screw
- Insulated bimetallic connectors will terminate AL/CU cables, 4mm<sup>2</sup>-35mm<sup>2</sup> range





**SOLAR  
STREET  
LIGHT**

**70W**

Solar Module

**20W**

LED Lamp

**5M**

Galvanised Steel Pole

**8 HOURS**

Lamp "On" Time (Adjustable)

**UP TO 3 DAYS**

"No Sun" Days

**IP65**

IP Rating

## OUTSTANDING DESIGN



The 20W ECOLIGHT LED streetlight head delivers exceptional performance while substantially reducing operational costs. This cutting edge LED luminaire is perfect for most road lighting applications.

The design incorporates high lumen output with excellent optical design and light distribution achieved by the dual LED chips angled optimally to get optimum light spread. All this contained within a robust IP65 housing.


# TOTAL PACKAGE

When installing a solar powered light it's important to make sure you have all the components required to do the job. The ECOLIGHT solar LED street light kits are comprehensive, offering you everything from the luminaire right through to the pole and the batteries, all packaged up and ready to install.

With Galvanised Steel poles, Stainless Steel control boxes and Lithium batteries these units command respect from the outset. Built to perform in the harshest of environments, they provide an effortless solution to even the most demanding of situations.

## IDEAL FOR

- City streets
- Highways
- Public parks
- Car parks
- Subdivisions
- Hospitals
- Corrections Facilities



Part No. LEDSOLAR-ST20KIT

**\$3950.00<sup>+GST</sup>**

**ECO  
LIGHT**

# LJTM TRANSITION JOINTS UP TO 1KV

Includes Mechanical Connectors



## TransNet New Zealand Ltd

### Auckland

20 Neilpark Drive  
East Tamaki  
Auckland  
NEW ZEALAND  
Ph 0800 442 182  
Fax 0800 442 183  
PO Box 39 383  
Howick, Auckland

### Wellington

18 Sydney Street  
Petone  
Wellington  
NEW ZEALAND  
Ph 04 576 2530  
Fax 04 576 0040  
PO Box 39 383  
Howick, Auckland

NEW ZEALAND

sales@transnet.co.nz

## TransNet Tonga

### Ma'ufanga

Small Industries  
Ma'ufanga  
TONGA  
Ph +67 627 939  
Fax +67 627 976  
PO Box 2932  
Nukualofa

TONGA

transnet@kalianet.to



The Raychem LJTM product line of low voltage transition joints up to 1 kV combines the characteristics of the well-known, long-term tested and reliable Raychem heat shrink technology with the advantages of mechanical shear bolt connectors.

### FEATURES & BENEFITS

- Standardized LV jointing system, with focus on high range-taking
- Fixed application ranges, with clear allocation for selection of mechanical connectors
- Joints designed to meet modern requirements for LV accessories and to cover all relevant customer specifications for LV transition joints
- No shelf-life issues with main components
- Use of the advanced Raychem WCSM insulation sleeves allows unrestricted use of mechanical shear bolt connectors
- Wall thickness of the insulation sleeves optimized to ensure mechanical and electrical strength over connectors
- Shear-torque-controlled more reliable mechanical connectors
- Easy and fast installation

All joint components combine excellent electrical performance, mechanical strength and moisture sealing to provide the main functions required for low voltage products.

Stock Code	Conductor Size (mm <sup>2</sup> )	
	Plastic Insulated Cable	Paper Insulated Cable Lead Sheath
LJTM-4X10-50	10-50	10-50
LJTM-4X35-95	35-95	25-70
LJTM-4X35-150	35-150	35-120
LJTM-4X95-240	95-240	95-185
LJTM-4X185-300	185-300	185-300

The Raychem LJTM product line passed the required type tests in accordance with: EN50393 - Test requirements on cable accessories for applications on energy power cables up to 0.6/1(1.2) kV



**Raychem**  
from TE Connectivity

TransNet NZ Ltd has made every reasonable effort to ensure the accuracy of this information and it is to the best of our knowledge correct and reliable. Under no circumstances does this constitute an assurance of any particular quality or performance and users should independently evaluate the suitability of products for their desired application. All information in this publication including pricing, drawings, illustrations, images and graphic designs are reflections of our current understanding. TransNet NZ Ltd reserves the right to make any adjustment to this information at any time. Our liability for the products outlined in this publication is set forth in our standard terms and conditions of trade. In case of any potential ambiguities or questions, please contact us for clarification.

